

[District Report Card](#)

- [Demographics](#)
- [Fiscal Information](#)
- [General Information](#)
- [Points of Pride](#)

[School Report Cards](#)

PERFORMANCE REPORT, JANUARY 2003

Nebo School District

Board of Education

J. Collin Allan, Brent H. Gordon, Bonnie J. Palmer, Debbie Swenson, Kaye Westwood

Carl S. Nielson, Superintendent

www.nebo.edu

PERFORMANCE REPORT, JANUARY 2003

Nebo School District

Board of Education

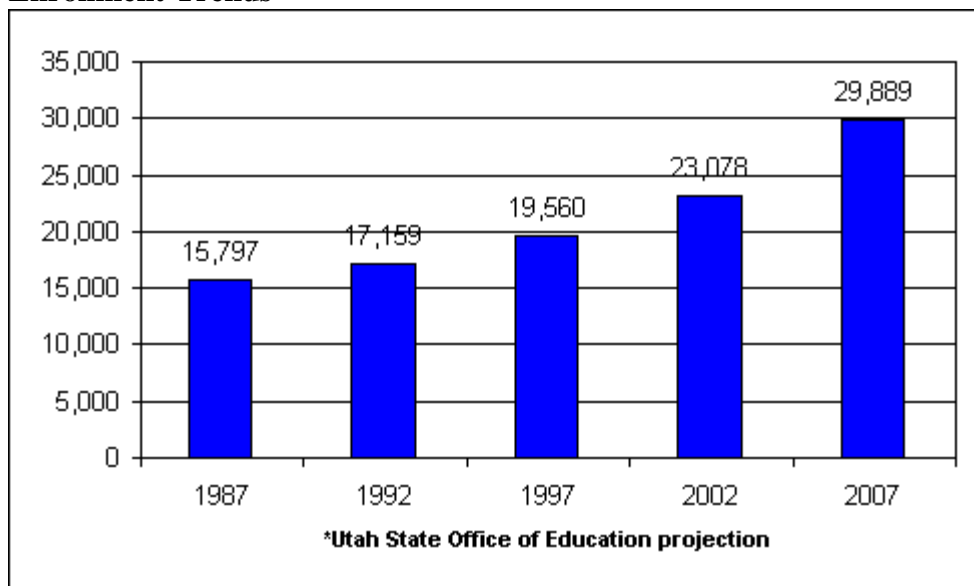
**J. Collin Allan, Brent H. Gordon, Bonnie J. Palmer, Debbie Swenson, Kaye
Westwood**

Carl S. Nielson, Superintendent

www.nebo.edu

[-Enrollment Growth-](#) [-Student Teacher Ratio-](#)

Enrollment Trends



Nebo District Enrollment Growth



Nebo District *enrollment increased this year by more students than any other district* in the state.



In 1980, Nebo District had 12,590 students. We have *almost doubled* that number with our *current 23,078* enrollment.



Approximately one-third of the total 3,342 new student growth in Utah this year occurred in Nebo District with *1,008 new students---a 4.6% increase*.



At the present growth rate, Nebo District will *double in approximately 20 years*. This growth could require as many as 30 new schools.



New construction consists of:

2001 ~ new Westside and Spanish Oaks Elementary schools.

2002 ~ new Spring Lake Elementary, a ten-classroom addition at Payson Middle, nine classrooms and a gym at Spanish Fork High, and an addition of eight new classrooms at Springville High.

2003 ~ Nebo District will open the new Hubble Creek Elementary, the new Rees Elementary, the renovated and enlarged Park View Elementary, a fourteen-classroom addition to Payson High, and twelve classrooms at Salem Elementary.



In the last four years, Nebo District *has purchased 285 acres of property*---enough space to accommodate 15 new schools.



The *average years of service* for teachers in Nebo District is **11.4** years.

[-Top-](#)

Nebo District's Student-to-Teacher Average Ratio

Elementary Ratio		Secondary Ratio	
Kindergarten	20.7	Applied Technology	24.5
First Grade	22.1	Arts	32.2
Second Grade	22.0	Foreign Language	30.7
Third Grade	24.2	Information Technology	29.9
Fourth Grade	24.8	Language Arts	25.3
Fifth Grade	25.3	Mathematics	28.4
Elementary Average	23.2	Movement/Fitness Health	33.8
		Science	28.6
		Social Studies	28.9
		Secondary Average	29.1

[-Top-](#)

Fiscal Information

2002 Revenue		
State Sources	\$ 74,291,613	78.91%
Local Sources	12,817,845	13.62%
Federal Sources	7,030,765	7.47%
Total	\$94,140,223	100%

2002 Expenditures		
Instruction	\$ 63,005,257	66.94%
Support Services	10,007,774	10.63%
Operation and Maintenance	8,765,481	9.31%
School Level Administration	5,610,505	5.96%
Transportation	3,269,540	3.47%
Other	2,771,755	2.94%
Increase in Fund Balance	709,961	0.75%
Total	\$94,140,223	100%

General Information

[-Areas of Focus-](#) [-Asbestos-](#) [-Additional Information-](#)

Message from Superintendent Carl S. Nielson

This year all schools in America are under new mandates from state and federal law. These mandates are accountability measures that all educators are being asked to implement and raise the standard of education across America. I feel good about our district's scores, standards, and accomplishments. We are above the state and national average in almost every area. It is our goal to use the data generated by these accountability measures to help us continue to improve while doing so in a caring and supportive environment.

Nebo District's Area of Focus

Nebo District provides professional development opportunities for educators:

- Reading and Writing Instruction* ~ 13,047 hours of training for 1,206 teachers
- Character Education Instruction* ~ 196 hours of training for 24 teachers
- Content Specific Instruction* ~ 6,055 hours of training for 410 teachers
- Curriculum Enrichment* ~ 483 hours of training for 69 teachers
- Essential Elements of Instruction* ~ 3,920 hours of training for 140 teachers
- Teaching the Core Curriculum* ~ 546 hours of training for 78 teachers
- Technology Integration* ~ 3,605 hours of training for 207 teachers

In total, Nebo educators completed over 27,000 hours of professional development training in the last year.

The *Nebo District Learning Center* is used extensively for staff development and student classes.

Our district continues to concentrate on *reducing class size* in kindergarten through third grade.

Student-to-teacher *ratios have been lowered each year* for the past four years.

Nebo District embraces the federal "*No Child Left Behind*" Act and the *Utah Performance Assessment System for Students (UPASS)*.

English as a Second Language (*ESL*) programs are provided for students and adults.

Nebo District works extensively with Brigham Young University and is a member of the *BYU/Public School Partnership*.

Our district continues to *emphasis technology*. Currently there are 89 computer labs in 30 schools.

Nebo District's *current attendance rate is a high 98.3%*.

Asbestos

Nebo District's Asbestos Management Plan is available for public inspection. Interested parties may contact the Maintenance Department at 354-7400.

Additional Information

Additional information concerning Nebo District's Report Card can be found at our web site: www.nebo.edu


For a hard copy, call Nebo District Office at **801-354-7400.**


State information for all schools and districts can be found at: www.usoe.k12.ut.us/eval/WhatsNew/AssessmentResults.htm


This Annual Report is published by Nebo School District in accordance with Utah State Code Section 53A-3-602.5
Information is provided by national, state, and district institutions and agencies.


Points of Pride


Nebo Students Distinguish Themselves Academically.

 Nebo District students *scored above the national average on 24 of 27 Stanford Achievement Tests (SAT)*. All "Complete" scores in all grades are **above** state and national average.


 Advance Placement students, in 37 different classes, *earned 2,159 college credits*. This is more than any previous year.


 Nebo's overall *passing rate for Advanced Placement tests* was 64%, compared to 61% nationally.


 Nebo students *earned 9,453 college credits* by successfully completing Concurrent Enrollment classes.


 Nebo Applied Technology students *passed 2,675 Skill Certification tests*---more than any previous year.

Nebo Principals are Recognized for Excellent.


 *Susan Huff*, Principal of Westside Elementary, was named **Rookie Principal of the Year** by the Utah Association of Elementary School Principals.


 *J. Lynn Jones*, Principal of Mapleton Elementary, is **President-Elect** of the Utah Association of Elementary School Principals.


 *Kim Barlow*, Principal of Wilson Elementary, was named Nebo District **Principal of the Year** by the Utah Association of Elementary School Principals.


 *Ron Penrod*, Principal of Goshen Elementary, was named **Outstanding Principal of a Small Rural School** by the Utah Association of Elementary School Principals.


Nebo District Partners with Parents and Community.


 *Parents and teachers are communicating* more through the use of district e-mail and the Student Information System (SIS).

 Nebo School District and Spanish Fork City are partnering in the operation of the **Technology Center**.

 Federal 21st Century Community Learning Center grants are funding **after-school programs in eight schools** with more that 1,000 students participating.


 Nebo District is partnering with parents of pre-school children in the **Cradled in Literacy program**. This successful class has provided literacy training for 169 patents and their pre-school children.

 Each summer over 600 fifth grade students attend the **Shadow Mountain** outdoor recreation program.

 District employees, parents, community members, and businesses are enriching the education of Nebo students through the **Nebo Foundation for Excellence**. Foundation grants were awarded to schools this past year in excess of \$27,000.

School Community Councils, Trust Lands Committees, and PTA


Nebo Teachers are Recognized for Excellence


 *Sherry Eaton*, Spanish Oaks Elementary, is the Nebo District **Teacher of the Year** for 2002..


 *Michelle Boyack*, Spanish Fork High, was awarded **Drill Team Coach of the Year** by the Utah High School Activities Association.


 *John Bingham*, Spanish Fork High, was awarded **Golf Coach of the Year** by the Utah High School Activities Association.


 *Glade Schramm*, Springville Middle, was awarded the **2002 Karl Jones Award** by the Utah Council of Teachers of Mathematics.


 *Linda Coray*, Park Elementary, is a state-level finalist for the **Presidential Award for Excellence in Mathematics & Science**.

 *Robyn Card*, Springville Middle, was awarded **Art Educator of the Year** by the Utah Art Education Association.

 *LuAnn Staheli*, Payson Junior, was named **President of the Utah Council of Teachers of English**.

 *John Talcott*, Springville Middle, was honored as the **Outstanding Music Educator** by the Utah Music Educators Association.


 *Ray Newbury*, Springville High, was named **Utah State Safety and Driver Education Teacher of the Year**.


 *Vicki Gardner*, Spanish Fork Middle, was awarded **Teacher of the Year by Family Links**--an organization of parents of disabled children.


 *Josh Hill*, Spanish Fork Junior, was awarded **Educator of Tomorrow** by the Utah State Office of Education.

Nebo District is committed to maintaining safe schools.


 **A Crisis Intervention Team** is available to every school.

 **Crisis and emergency response plans** are in place at every school.


 Nebo District has very strict **safe and drug free school policies**.


 Campus supervisors, security cameras, and school resource officers are in place to provide **additional safety for students and buildings**.


Nebo District **filters all Internet and e-mail use**.

 organizations are *promoting additional parent involvement*.



 PTA members have contributed over *10,000 hours* of service.

 The Retired Senior Volunteer Program (RSVP) has provided *over 1,100 hours of service* to students.

 District counselors taught *54 separate Love and Logic classes*, a proactive parenting course, for interested parents.

Individual School Report Cards: Specific Demographic, CRT, SAT, and UPASS data for each school .

Elementary Schools

[Art City](#)
[Barnett](#)
[Brockbank](#)
[Brookside](#)
[Canyon](#)
[Goshen](#)
[Grant](#)
[Larsen](#)
[Mapleton](#)
[Mt. Loafer](#)
[Park](#)
[Parkview](#)
[Rees](#)
[Sage Creek](#)
[Salem](#)
[Santaquin](#)
[Spanish Oaks](#)
[Spring Lake](#)
[Taylor](#)
[Westside](#)
[Wilson](#)

Middle Schools

[Goshen](#)
[Payson](#)
[Spanish Fork](#)
[Springville](#)

Junior High Schools

[Payson](#)
[Spanish Fork](#)
[Springville](#)

Senior High Schools

[Payson](#)
[Spanish Fork](#)
[Springville](#)
[Landmark](#)
[Young Parents](#)