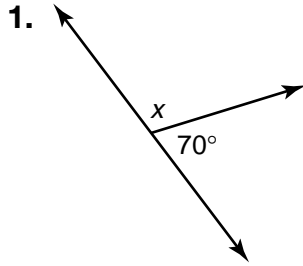
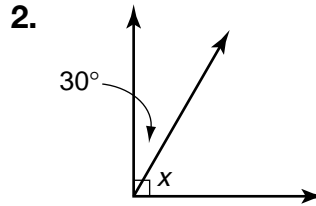
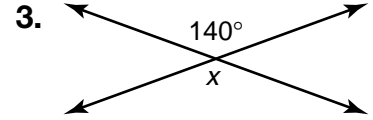


Angle Pairs

Find x .







Find the measure of an angle complementary to an angle with each measure.

4. 30° _____

5. 22° _____

6. 85° _____

Find the measure of an angle supplementary to an angle with each measure.

7. 105° _____

8. 120° _____

9. 92° _____

10. **Reasoning** Are two right angles always supplementary to each other? _____

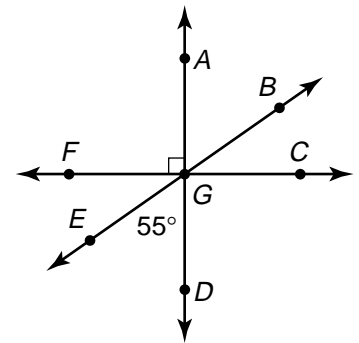
Find the measure of each angle in the diagram.

11. $\angle AGB$ _____

12. $\angle CGE$ _____

13. $\angle BGC$ _____

14. $\angle DGB$ _____



Test Prep

15. Which is complementary to a 72° angle?

A. 108°

B. 72°

C. 18°

D. 10°

16. **Writing in Math** Explain what is always the same about two congruent angles.

